



O&M TECHNICIANS & SUPERVISORS


Provides guidance on resuming a work task which has been placed On Hold in FC Mobile (OTG)

This guide begins from the [Home](#) screen. For more information on navigating to [Home](#) refer to [Home](#)

DIRECTION :


1 From [Home](#) :

1 Tap on the filter dropdown menu.



2 Upon tapping, the [Filter tasks](#) dropdown menu will appear.

2 Tap on the [Hold Task](#) option.






DIRECTION :

3 Upon tapping, the [icon] will populate with [icon] placed [icon] :

- 3 Select a [icon]
- 3 Tap on the A [icon] dropdown menu.
- 3 Tap on the R [icon] option.



4 Upon tapping, the [icon] status will update to A [icon] :

- 4 View [icon] status changed to A [icon]

